



Universal HEALING TAO System

Cosmic Healing I - Case Study Form

for becoming a UHT Cosmic Healing 1 Practitioner/Teacher

274/1 Moo.7, Luang Nua, Doi Saket, Chiang Mai 50220, Thailand

Tel: +6653 921 200 Fax: +6653 495 852

Email: universaltao@universal-tao.com Website: www.universal-tao.com



Applicants profile for becoming CH1 Practitioner CH1 Teacher

Surname Trainee	Name Trainee
e-mail	skype
Zip	City
Street / No.	Birthday
Phone	Mobil Phone
Country	State
Facebook	

Dear Cosmic Healing Trainee,

to reach the level of a 'UHT Cosmic Healing 1 Practitioner/Teacher', 20 completed Case Study Forms are needed. To train and develop your skills, Grand-Master Mantak Chia wants you to show your Cosmic Healing practice for this part of your UHT Cosmic Healing 1 education. Within each of the 20 sessions with Students (partners, clients, friends or relatives), several actions are necessary. Please observe the legal regulations valid in your country.

Thank you very much !

UHT Cosmic Healing 1 is an element of the Universal HEALING TAO System. I confirm that I will not publish, teach, or in any form or way attempt to impart the principles of the Universal Tao to the public, until such time as I have received personally from Master Mantak Chia, or his representative, the training and testing necessary to become a qualified practitioner of the Universal HEALING TAO Cosmic Healing I practices.

Letter of agreement

Hereby I confirm with my signature that I have been informed about the general conditions and principles of the treatment and agree with them. I have also been informed that all my data collection is voluntary. Furthermore, I agree that the treatment data, evaluations and documentation concerning me will be stored and stored for 10 years for the purpose of treatment by the above-mentioned institution. This also applies to any treatment data and findings from the treatment of external treatments that may have been transferred.

I am aware that I can revoke this consent in whole or in part at any time - for the future. This results in a cancellation of the treatment contract from the revocation date and a deletion of my documents after 10 years from revocation. My data is subject to confidentiality and will therefore be treated confidentially. The data will only be passed on to third parties with my consent, unless other regulations are prescribed by law.

Date

Signature UHT Trainee

DESCRIPTION & PROFILE OF THE STUDENT

1. Name :	Surname :
2. Gender: <input type="checkbox"/> female <input type="checkbox"/> male	Age :
3. E-mail	
Line 1-3 is needed. All further details from here are personal data and can be blackened or completely cut off. Questions about Students self-assessment:	
Body Constitution : <input type="checkbox"/> underweight <input type="checkbox"/> slim <input type="checkbox"/> normal <input type="checkbox"/> muscular <input type="checkbox"/> corpulent <input type="checkbox"/> overweight	
5 Element Balance : <input type="checkbox"/> Water ↓ <input type="checkbox"/> Wood ↓ <input type="checkbox"/> Fire ↓ <input type="checkbox"/> Earth ↓ <input type="checkbox"/> Metall ↓	
Chi Balance of the element : <input type="checkbox"/> = strong <input type="checkbox"/> Wood = equal <input type="checkbox"/> = week	
Find Students 5 Element balance : www.universal-tao.com/InnerAlchemyAstrology	
Sleep : <input type="checkbox"/> regularly <input type="checkbox"/> irregularly <input type="checkbox"/> mostly quiet <input type="checkbox"/> restless <input type="checkbox"/> very restless	
Emotional Level : <input type="checkbox"/> very restrained <input type="checkbox"/> restrained <input type="checkbox"/> normal <input type="checkbox"/> temperamentally <input type="checkbox"/> irascible	
Stress Conditions : <input type="checkbox"/> never <input type="checkbox"/> occasionally <input type="checkbox"/> regularly <input type="checkbox"/> ongoing <input type="checkbox"/> too much	
Women : Are you pregnant ? <input type="checkbox"/> no <input type="checkbox"/> yes	
Are you taking antipsychotic drugs ? <input type="checkbox"/> no <input type="checkbox"/> yes	
Main challenges :	

I am aware that UHT Cosmic Healing is primarily an educational process enabling me to care for myself in a more informed way. I know that I am responsible for my own physical, emotional, mental, and spiritual well-being. This training in Cosmic Healing I will enable me to better understand myself and become capable of functioning more fully as a complete being in harmony with myself. I am not here to be treated for any illness, disease, or disability. With this taoist meditation and Qi Gong practice after Grand Master Mantak Chia no diagnoses are made, it can in no case replace the visit with the doctor.

Date

Signature Student

SESSION EXPLANATION & PRACTICE WITH STUDENT

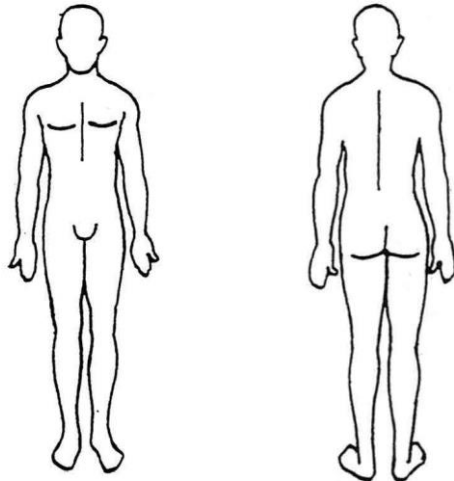
SESSION # 1 **NAME Student:**

DATE:

Recommendations: Clean hands for CH Trainee, Student can stand, sit or lie down.

Feed back from Student: no change better good worse

- 1. Colon clean ?
- 2. Creating Chi Field
- 3. Activate World-Link
- 4. Holy Water
- 5. Earth Chi
- 6. Green Chi
- 7. Blue Chi
- 8. Golden Chi



- 9. Chi knife
- 10. Enhance with Violette Chi
- 11. Enhance with White Chi
- 12. Complains, Problems
- 13. Activate Immune system
- 14. Smiling funny laughing bone
- 15. Closing - centering

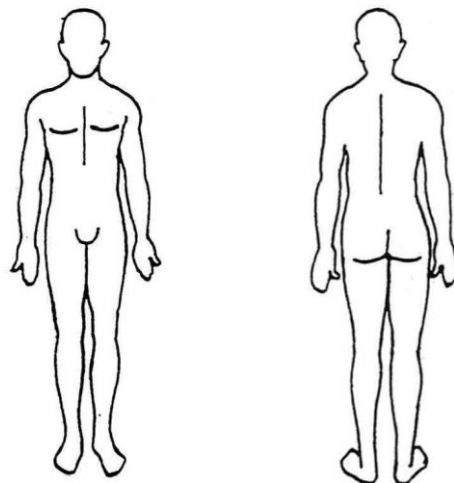
SESSION # 2 NAME:

DATE:

Recommendations:

Feed back from Student: no change better good worse

- 1. Colon clean ?
- 2. Creating Chi Field
- 3. Activate World-Link
- 4. Holy Water
- 5. Earth Chi
- 6. Green Chi
- 7. Blue Chi
- 8. Golden Chi



- 9. Chi knife
- 10. Enhance with Violette Chi
- 11. Enhance with White Chi
- 12. Complains, Problems
- 13. Activate Immune system
- 14. Smiling funny laughing bone
- 15. Closing - centering

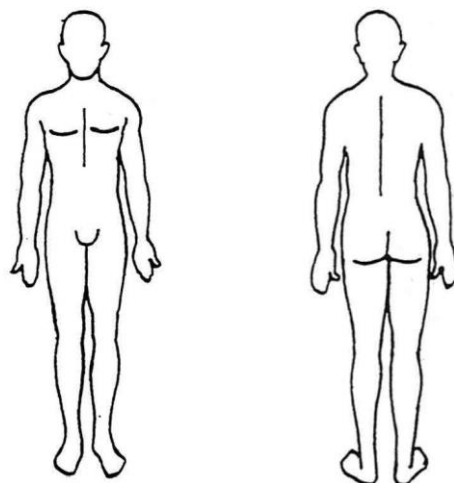
SESSION # 3 **NAME:**

DATE:

Recommendations:

Feed back from Student: no change better good worse

- 1. Colon clean ?
- 2. Creating Chi Field
- 3. Activate World-Link
- 4. Holy Water
- 5. Earth Chi
- 6. Green Chi
- 7. Blue Chi
- 8. Golden Chi



- 9. Chi knife
- 10. Enhance with Violette Chi
- 11. Enhance with White Chi
- 12. Complains, Problems
- 13. Activate Immune system
- 14. Smiling funny laughing bone
- 15. Closing - centering

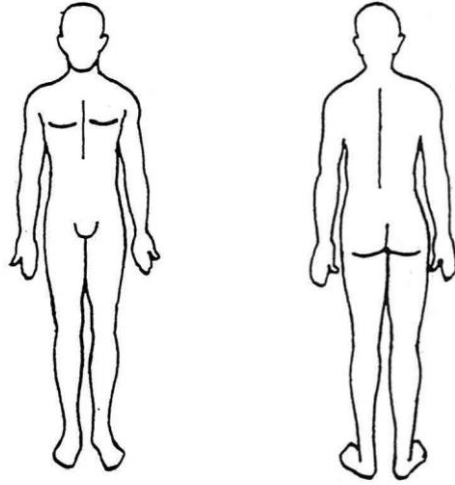
SESSION # 4 NAME.

DATE:

Recommendations:

Feed back from Student: no change better good worse

- 1. Colon clean ?
- 2. Creating Chi Field
- 3. Activate World-Link
- 4. Holy Water
- 5. Earth Chi
- 6. Green Chi
- 7. Blue Chi
- 8. Golden Chi



- 9. Chi knife
- 10. Enhance with Violette Chi
- 11. Enhance with White Chi
- 12. Complains, Problems
- 13. Activate Immune system
- 14. Smiling funny laughing bone
- 15. Closing - centering

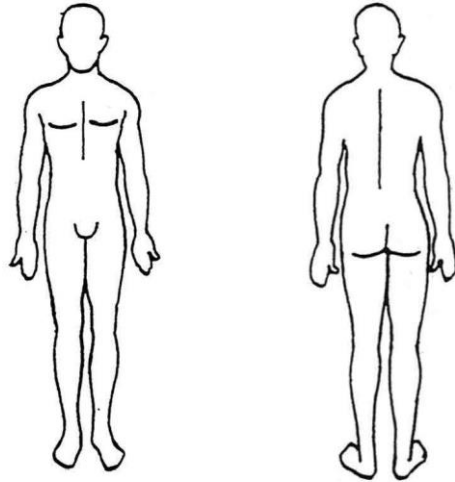
SESSION # 5 NAME:

DATE:

Recommendations:

Feed back from Student: no change better good worse

- 1. Colon clean ?
- 2. Creating Chi Field
- 3. Activate World-Link
- 4. Holy Water
- 5. Earth Chi
- 6. Green Chi
- 7. Blue Chi
- 8. Golden Chi



- 9. Chi knife
- 10. Enhance with Violette Chi
- 11. Enhance with White Chi
- 12. Complains, Problems
- 13. Activate Immune system
- 14. Smiling funny laughing bone
- 15. Closing - centering

Review

Work on areas most needed

AFTER SESSION for Student and Trainee

- 1) Drink both warm clean water for lymph detoxification.
- 2) Avoid heavy eating 30-60 minutes before & after the session.



In 15 steps through your Cosmic Healing I session

Before going into action, you do the anamnesis, which means to ask for serious diseases, , also whether being in treatment with a doctor or a psychotherapist. Also pregnancy is important to know. In all these cases, we ask respectful for permission to work on the Student's energy system. (Report see page 2)

Second you do the general cleaning of the complete body, to find out whether there are blockages, entanglements or trapped Chi. (Report see page 3, e.g. session 1, mark the body part)

With the insights of the cleaning, you choose third the use of the chi knife or the work with the connected colored Chi, ideally combined with the Holy-Water ceremony (Report see page 3, e.g. session 1, work on the marked bodypart).

All your actions within the sessions should be supported by a high degree of respect and humility.

1. Student's colon clean ?

2. Creating Chi Field

To protect you and your Student create a Chi-Field around your session place.

3. Activate World-Link

Connect your Higher Self (Personal Star) with the Student's Higher Self and your session place.

Invite your Student to do every day at home a 10-15 minute break to continue the healing:

"Dear Student, please sit down in the quiet zone at home. Hold a glass of water in your hand and connect with our last Cosmic Healing 1 session and imagine the session place, your teacher, and the connection of our dimmed light above our heads. Stay in this connection for a while and imagine the connection energy is going into the water. Drink the water and follow it flowing down and imagine the good energy radiating out in all of the cells of your body. In this home-session, you are connecting with your last session and reactivating this self-healing process again."

When your Student has left, do yourself a World-Link session alone, und work again with the Student's blockages using Chi-Knife or the colored Chi and send this energy to the Universe. Your Student will receive it, while connected with you any later time.

4. Holy Water

Do the Holy Water Ceremony in each session after creating the Chi-Field and activating the World-Link

5. Earth Chi

Clean out with yellow orange Chi

6. Green Chi

Clean out with Green Chi

7. Blue Chi

Clean out with Blue Chi

8. Golden Chi

Clean out with Golden Chi

9. Chi knife

Clean up the aura with Chi-Knife, light wrist movements up-down and left-right (min 50x)

10. Enhance with Violette Chi

After locating the blockages, entanglements or trapped Chi, enhance the area with Violette Chi

11. Enhance with White Chi

When the Violette Chi is too intense to cure blockages, entanglements or trapped Chi, enhance the area with White Chi

12. Complains, Problems

13. Activate Immune system

14. Smiling-Funny-Laughing-Bone

15. Closing - centering